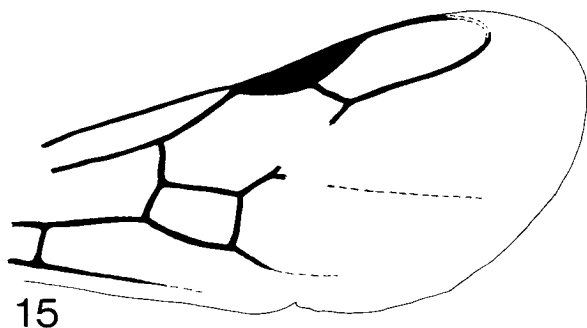
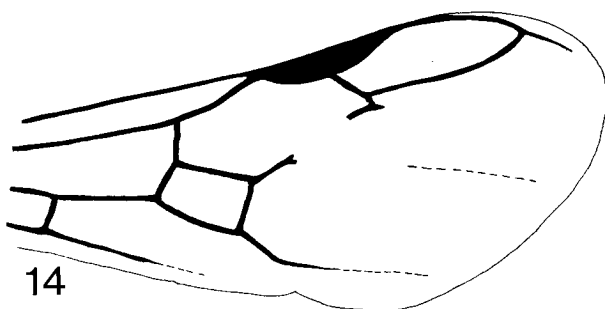
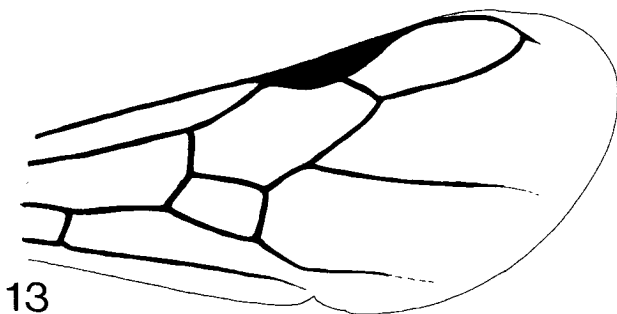


view broader than long, broadest posteriorly. Postpetiole slightly broader than long, broadest at its midlength and with evenly convex sides. Both waist segments reticulate-rugose, the petiole more strongly so than the postpetiole. Basigastral costulae present but weakly developed. All dorsal surfaces of head and body with numerous short blunt hairs; ventral surfaces of femora with a row of similar hairs. Colour dull yellowish brown.

Holotype worker, BRUNEI: Bukit Sulang, nr. Lamunin, BM 1982-388, fogging, 20.viii-10.ix.1982, sample T2/1 (*N.E. Stork*) (BMNH).



Figs 13-15 — *Paratopula* males to show forewing venation in: 13, unassociated West Malaysian species; 14, *oculata*; 15, *andamanensis*.