

Fig. 1. *Formica dusmeti* Emery. Arànsér, Lleida, Spain. Male cephalic capsule, frontal view.

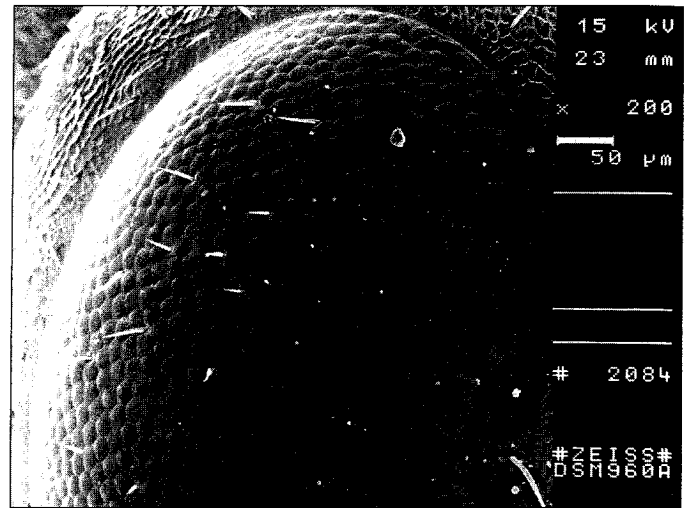


Fig. 2. *Formica dusmeti* Emery. Arànsér, Lleida, Spain. Male eye, showing a short micropilosity.



Fig. 3. *Formica frontalis* Santschi. Sant Llorenç de Morunys, Lleida, Spain. Male cephalic capsule, frontal view.

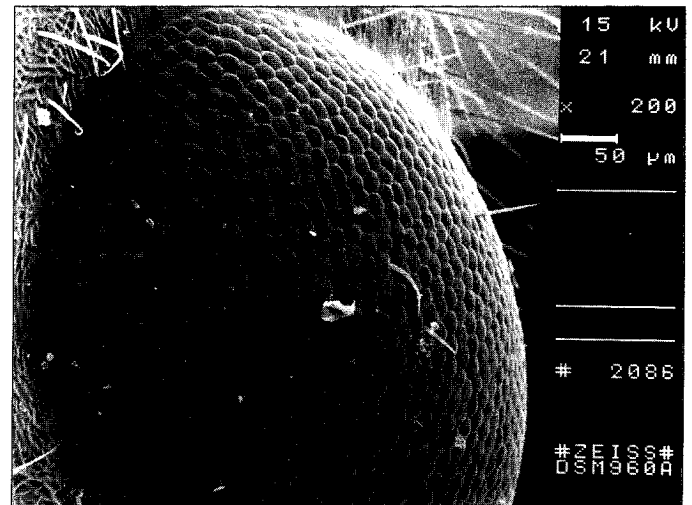


Fig. 4. *Formica frontalis* Santschi. Sant Llorenç de Morunys, Lleida, Spain. Male eye, with rare micropilosity. This is an extreme example as usually there are some 10 microscopic hairs.



Fig. 5. *Formica truncorum* Fabricius. Ochotnica, Gorce Mts, Poland. Male cephalic capsule, frontal view.

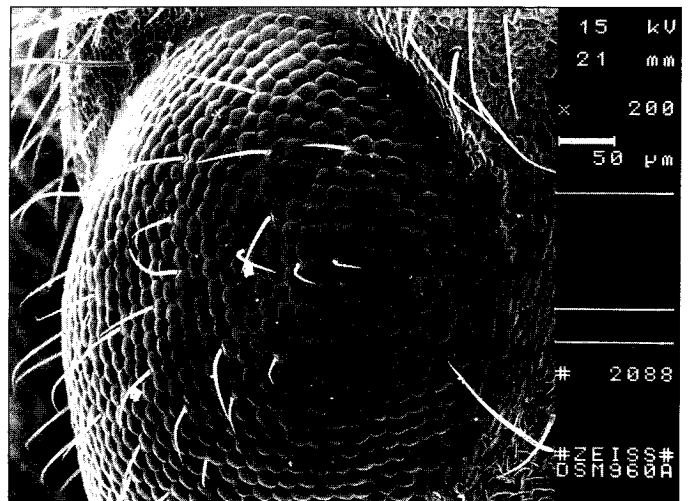


Fig. 6. *Formica truncorum* Fabricius. Ochotnica, Gorce Mts, Poland. Male eye, with abundant and long pilosity.